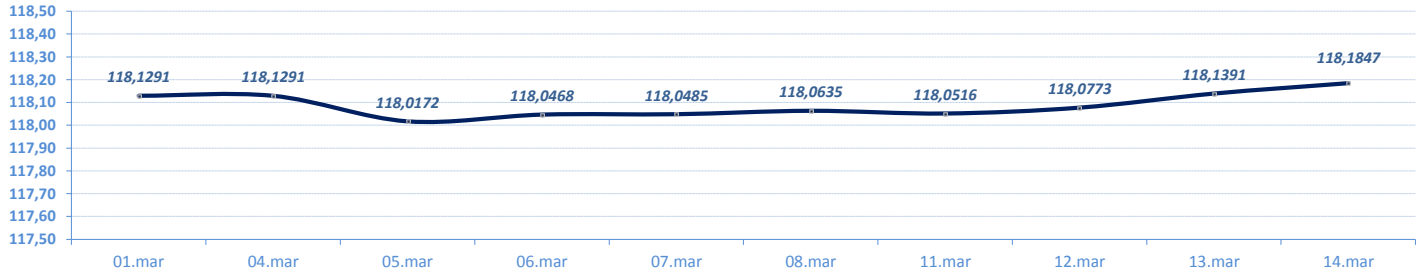


**VESTI / NEWS**

- **SREDNJI KURS EUR/RSD**: Dinar oslabio u odnosu na evro za 0,0456 dinara, srednji kurs **118,1847**. Obim međubankarske trgovine evrom na dan 13. mart do 12:30h iznosio je 14,3 miliona evra. NBS nije intervenisala na međubankarskom tržištu (od početka godine ukupno prodala 130 miliona evra i kupila 30 miliona evra).
- **BEOGRADSKA BERZA**: Indeksi zabeležili rast vrednosti, **BELEX15** viši za 1,03 odsto, **BELEXline** za 0,52odsto. Promet **manji** u odnosu na prethodni dan, na regulisanom tržištu najviše trgovano akcijama NIS-a, Komercijalne banke, Aerodroma Nikola Tesla, Metalca i Impol Seval-a.

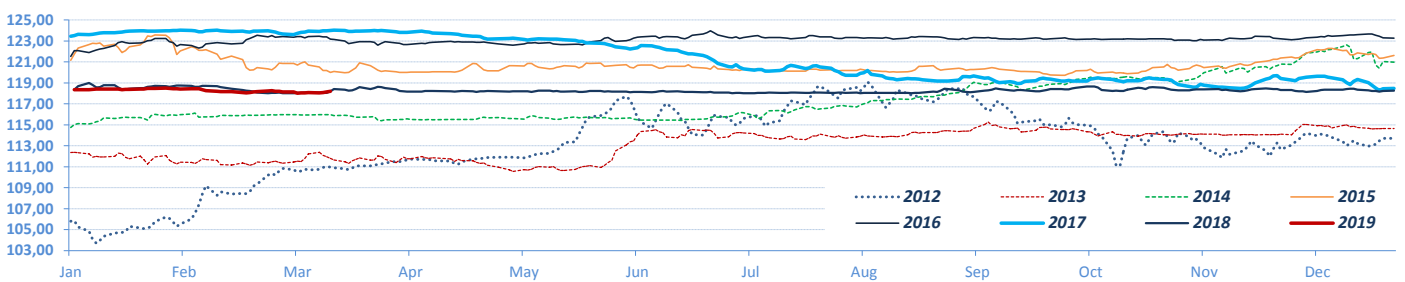
**DEVIZNO TRŽIŠTE / FX MARKET**

**EUR / RSD** (Srednji kurs / Official Middle Rate) ► 10 dana / 10 days

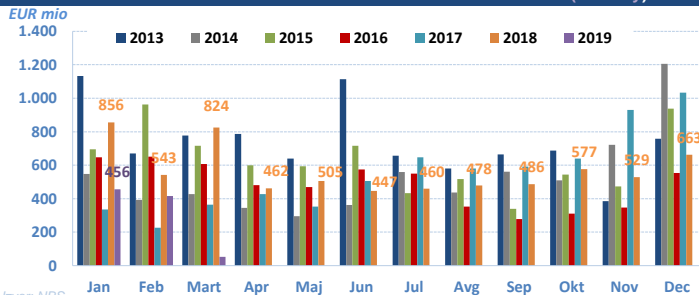


Izvor/Source: NBS

**EUR / RSD** (Srednji kurs/ Official middle rate) ► Jan - ....

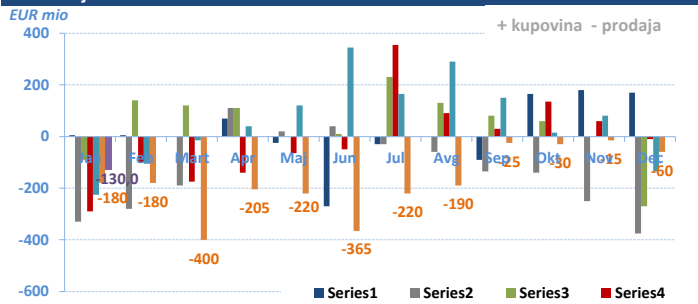


**Promet na međubankarskom tržištu / Volumes on FX Interbank market (eur only)**

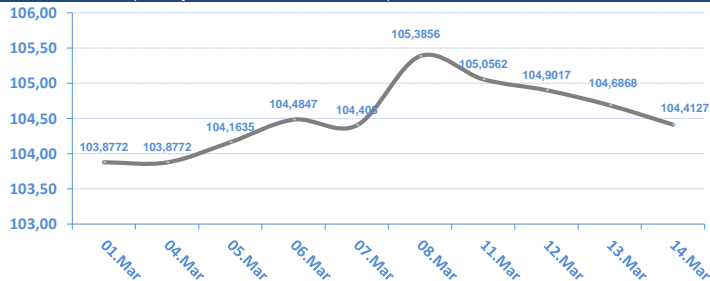


Izvor: NBS

**Intervencije NBS na deviznom tržištu / NBS Interventions on FX interbank market**

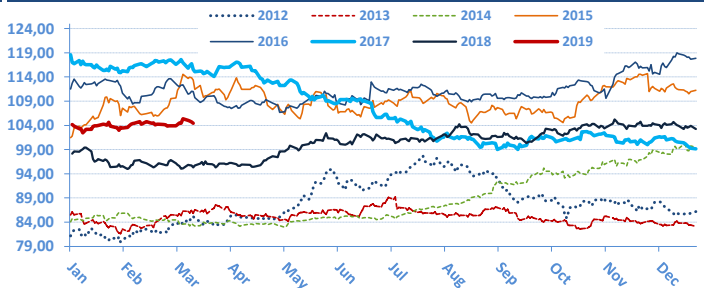


**USD / RSD** (Srednji kurs / Official middle rate) ► 10 dana / 10 days



Izvor: NBS

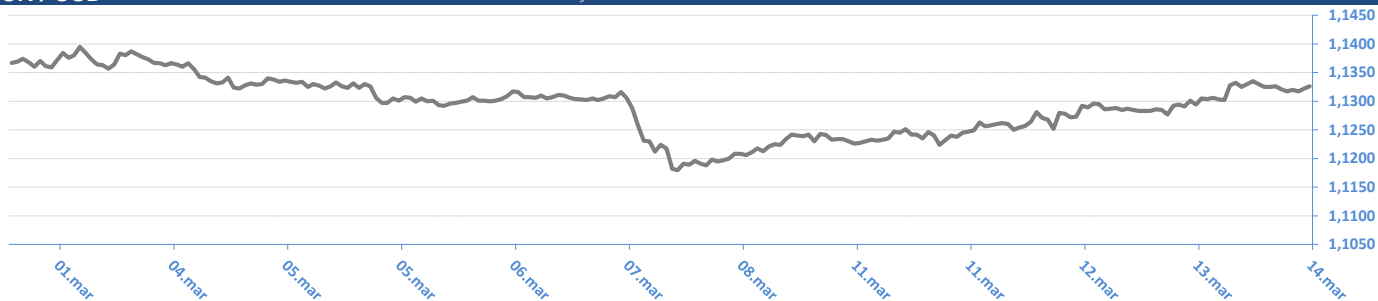
► Jan - ....



Monthly change	EUR/RSD	%	USD/RSD	%	Yearly change	EUR/RSD	%	USD/RSD	%
01.02.19	118,4266	0,07%	103,5469	-0,61%	14.03.19	118,1847	-0,13%	104,4127	6,40%
03.01.19	118,3439	0,10%	104,1851	0,14%	03.01.19	118,3439	0,00%	104,1851	6,16%
03.12.18	118,2313	-0,06%	104,0402	-0,27%	03.01.18	118,3431	-4,14%	98,1367	-17,25%
01.11.18	118,2984	-0,07%	104,3196	2,19%	04.01.17	123,4512	1,59%	118,6004	6,34%
01.10.18	118,3868	0,19%	102,0840	0,29%	04.01.16	121,5145	0,30%	111,5324	9,90%
03.09.18	118,1567	0,08%	101,7890	0,71%	05.01.15	121,1543	5,58%	101,4863	20,72%
01.08.18	118,0618	0,04%	101,0717	-0,27%	03.01.14	114,7559	2,14%	84,0641	-1,67%
02.07.18	118,0142	-0,12%	101,3432	0,06%	03.01.13	112,3495	6,20%	85,4889	5,32%
01.06.18	118,1616	-0,02%	101,2785	2,74%	04.01.12	105,7880	-0,21%	81,1693	2,16%
03.05.18	118,1901	-0,04%	98,5821	-1,41%	04.01.11	106,0156	10,47%	79,4541	18,48%
02.04.18	118,2345	0,18%	99,9937	3,28%	04.01.10	95,9679	7,17%	67,0635	4,25%
01.03.18	118,0237	-0,62%	96,8201	1,28%	05.01.09	89,5436	12,27%	64,3273	18,68%
01.02.18	118,7554		95,6009		03.01.08	79,7577		54,2016	

**EUR / USD**

► 10 dana / 10 days

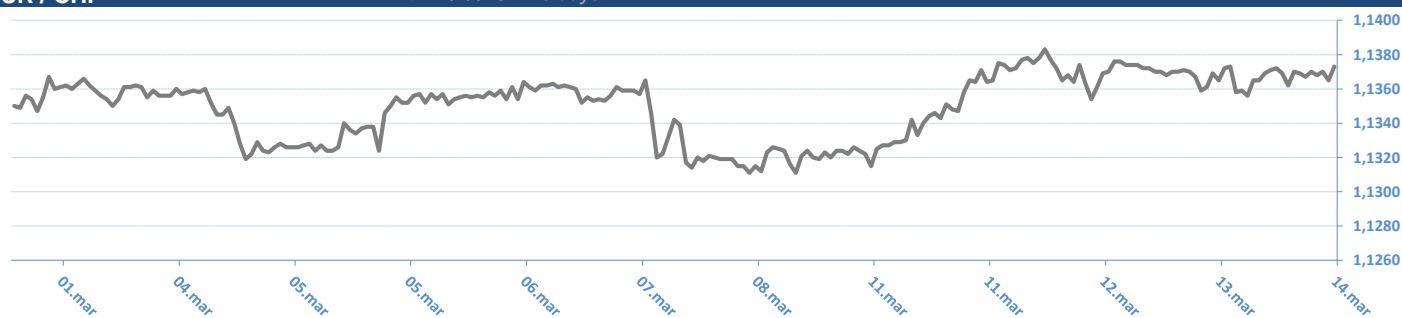


**EUR / USD**



**EUR / CHF**

► 10 dana / 10 days



**EUR / CHF**



Izvor / Source: Reuters

14.03.2019 09:48:52

**EUR / XX**

Valutni par / CCY pair	Kupovni/BID	Prodajni/ASK
EUR/USD	1,1324	1,1328
EUR/JPY	126,4700	126,5200
EUR/GBP	0,8509	0,8514
EUR/CHF	1,1373	1,1378
EUR/DKK	7,4603	7,4608
EUR/NOK	9,6935	9,6980
EUR/SEK	10,5230	10,5280
EUR/CAD	1,5068	1,5074
EUR/AUD	1,6032	1,6033
EUR/HUF	314,6500	314,7500
EUR/CZK	25,6620	25,6680
EUR/PLN	4,3026	4,3029
EUR/HRK	7,4190	7,4240
EUR/RUB	74,0212	74,0409
EUR/NZD	1,6567	1,6572

**USD / XX**

Valutni par / CCY pair	Kupovni/BID	Prodajni/ASK
USD/EUR	0,8828	0,8828
USD/JPY	111,6600	111,6700
USD/GBP	0,7513	0,7515
USD/CHF	1,0041	1,0045
USD/DKK	6,5867	6,5888
USD/NOK	8,5586	8,5626
USD/SEK	9,2904	9,2944
USD/CAD	1,3303	1,3307
USD/AUD	1,4152	1,4156
USD/HUF	277,6600	278,1100
USD/CZK	22,6560	22,6660
USD/SKK	21,5460	21,6000
USD/PLN	3,7984	3,7994
USD/HRK	6,5469	6,5519
USD/RUB	65,3736	65,3873
USD/NZD	1,4626	1,4635

\* Međunarodno devizno međubankarsko tržište / International FX Interbank Market

Izvor / Source: Reuters

EURIBOR

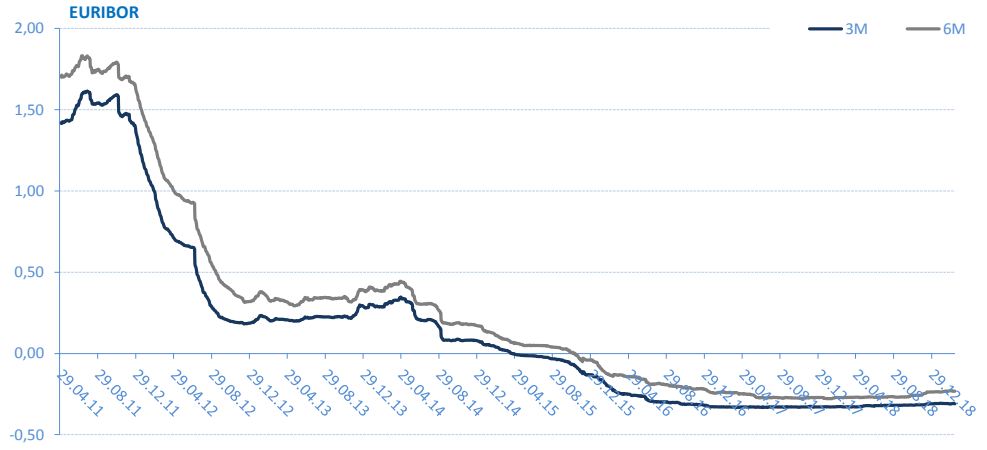
SW	-0,376
1M	-0,368
3M	-0,310
6M	-0,232
1Y	-0,109

\* Izvor: Reuters; Objavljeno prethodnog radnog dana

Kamatne stope Centralnih Banaka  
Interest rates of Central banks

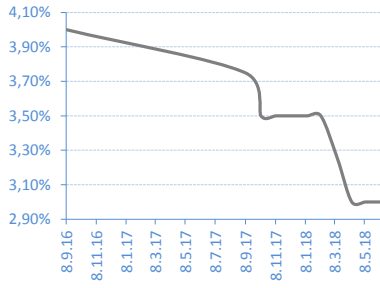
CB	Kamatna stopa/Interest rate
USD	2,50
EUR	0,00
GBP	0,75
CAD	1,75
AUD	1,50
JPY	0,10

\* Izvor: Reuters; Objavljeno prethodnog radnog dana



REFERENTNA KAMATNA STOPA NBS / NBS Key Policy Rates

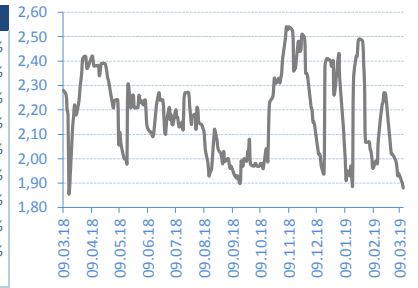
Date	Rate	Change (%)
08.06.18	3,00%	0,00%
10.05.18	3,00%	0,00%
12.04.18	3,00%	-7,69%
14.03.18	3,25%	-7,14%
08.02.18	3,50%	0,00%
11.01.18	3,50%	0,00%
07.12.17	3,50%	0,00%
09.11.17	3,50%	0,00%
09.10.17	3,50%	-6,67%
07.09.17	3,75%	



\* Izvor/Source: NBS

BEONIA

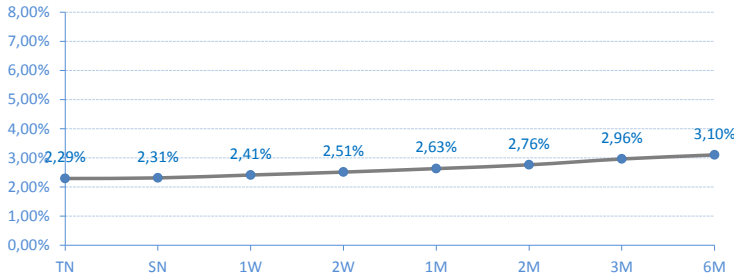
Date	Rate	Change (%)
13.03.19	1,88%	-1,05%
12.03.19	1,90%	-0,52%
11.03.19	1,91%	-1,55%
08.03.19	1,94%	0,52%
07.03.19	1,93%	-2,03%
06.03.19	1,97%	-1,01%
05.03.19	1,99%	-0,50%
04.03.19	2,00%	-0,99%
01.03.19	2,02%	0,00%
28.02.19	2,02%	



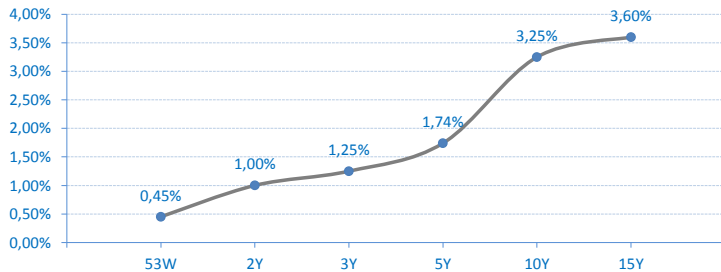
\* Izvor/Source: Reuters; Objavljeno prethodnog radnog dana / Published on previous working day

Kamatne stope/Prinos na tržištu / Market Interest Rates

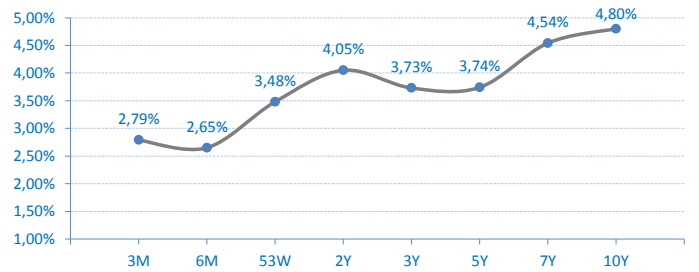
Belibor



Državne HOV Republike Srbije u Evrima - prinosi sa poslednje aukcije  
Government bonds (EUR) of Republic of Serbia - yield on last primary auction



Državne HOV Republike Srbije u Dinarima - prinosi sa poslednje aukcije  
Government bonds (RSD) of Republic of Serbia - yield on last primary auction



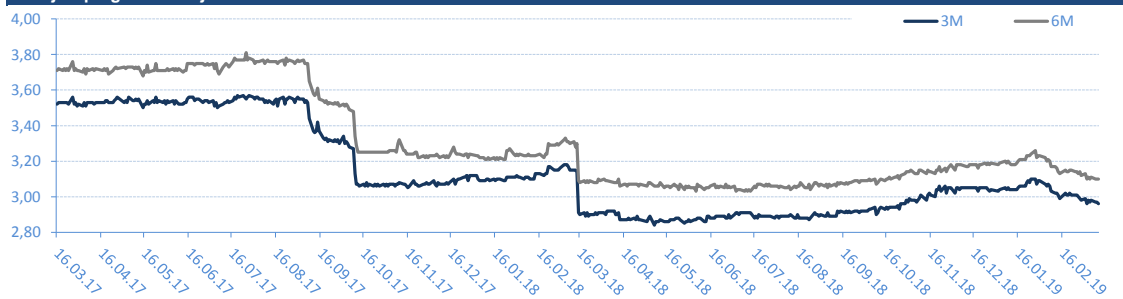
BELIBOR

Trenutne stope / Current rates

TN	2,29%
SN	2,31%
1W	2,41%
2W	2,51%
1M	2,63%
2M	2,76%
3M	2,96%
6M	3,10%

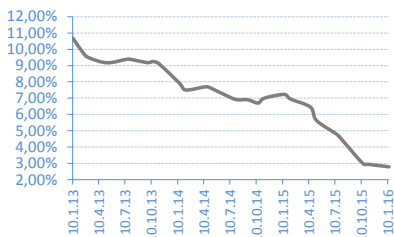
\* Izvor/Source: Reuters; Objavljeno prethodnog radnog dana / Published on previous working day

Istorijski pregled kretanja 6M i 3M Belibor-a / Historical overview of 6M and 3M Belibor rates



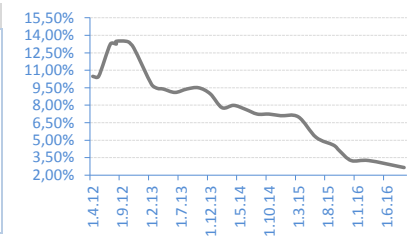
T-BILLS 3M - RSD

Date	Rate	Realisation
14.01.16	2,79%	100,00%
05.11.15	2,94%	100,00%
15.10.15	3,00%	92,18%
06.08.15	4,40%	96,26%
16.07.15	4,79%	98,47%
07.05.15	5,63%	92,92%
16.04.15	6,45%	100,00%
05.02.15	6,95%	45,05%



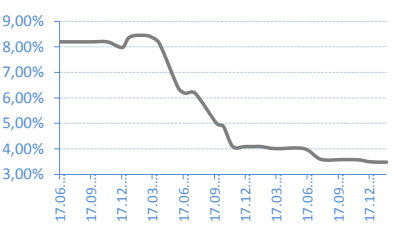
T-BILLS 6M - RSD

Date	Rate	Realisation
01.09.16	2,65%	23,03%
03.03.16	3,25%	96,46%
03.12.15	3,25%	97,22%
08.10.15	4,09%	100,00%
03.09.15	4,57%	87,90%
04.06.15	5,25%	93,30%
05.03.15	7,00%	21,33%
04.12.14	7,10%	100,00%



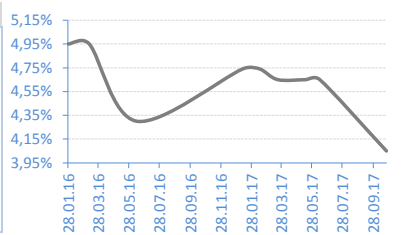
T-BILLS 53W - RSD

Date	Rate	Realisation
06.02.17	3,48%	17,91%
21.12.16	3,49%	32,22%
15.11.16	3,57%	45,64%
28.09.16	3,58%	52,92%
27.07.16	3,59%	49,07%
07.06.16	4,01%	78,06%
15.03.16	4,01%	16,73%
02.02.16	4,09%	63,42%



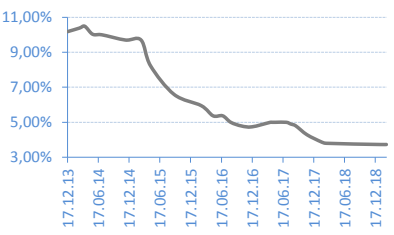
G-BONDS 2Y - RSD

Date	Rate	Realisation
24.10.17	4,05%	116,30%
13.06.17	4,65%	51,56%
16.05.17	4,65%	43,95%
21.03.17	4,65%	100,00%
13.02.17	4,74%	78,80%
10.01.17	4,74%	23,25%
13.06.16	4,30%	95,67%
10.03.16	4,95%	56,41%



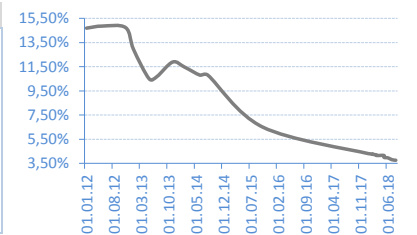
G-BONDS 3Y - RSD

Date	Rate	Realisation
20.02.19	3,73%	120,53%
15.01.19	3,73%	60,94%
28.02.18	3,80%	100,00%
30.01.18	3,88%	34,77%
06.11.17	4,29%	97,97%
31.08.17	4,80%	100,00%
02.08.17	4,90%	81,63%
06.07.17	5,00%	50,54%



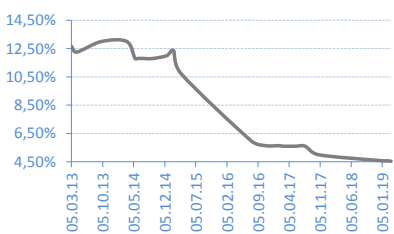
G-BONDS 5Y - RSD

Date	Rate	Realisation
11.09.18	3,74%	98,60%
14.08.18	3,75%	65,62%
17.07.18	3,80%	40,58%
05.06.18	3,95%	35,67%
22.05.18	3,99%	26,18%
08.05.18	4,15%	97,00%
24.04.18	4,15%	52,31%
10.04.18	4,15%	32,63%



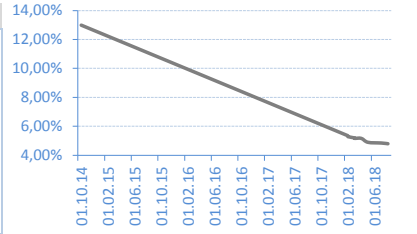
G-BONDS 7Y - RSD

Date	Rate	Realisation
05.03.19	4,54%	58,46%
12.02.19	4,57%	34,68%
30.01.19	4,57%	30,41%
09.01.19	4,57%	52,59%
23.10.17	5,00%	100,00%
25.07.17	5,60%	37,14%
17.05.17	5,60%	43,41%
23.02.17	5,60%	22,35%



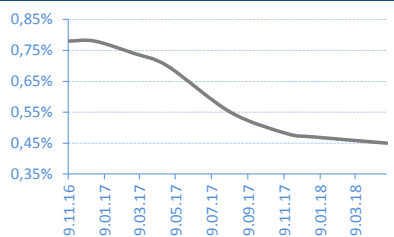
G-BONDS 10Y - RSD

Date	Rate	Realisation
07.08.18	4,80%	26,87%
10.07.18	4,85%	36,97%
15.05.18	4,90%	96,72%
03.04.18	5,17%	26,55%
20.03.18	5,17%	83,61%
06.03.18	5,20%	203,57%



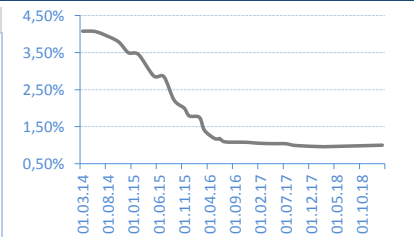
T-BILLS 53W - EUR

Date	Rate	Realisation
21.05.18	0,45%	100,00%
18.01.18	0,47%	98,00%
05.12.17	0,48%	100,00%
30.08.17	0,55%	50,00%
15.05.17	0,70%	91,30%
20.03.17	0,74%	60,00%
12.01.17	0,78%	46,20%
29.11.16	0,78%	100,00%



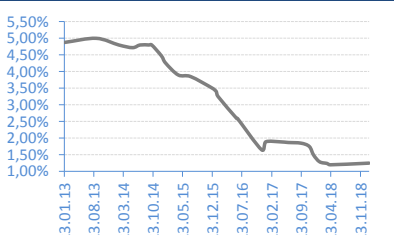
G-BONDS 2Y - EUR

Date	Rate	Realisation
19.02.19	1,00%	142,00%
22.03.18	0,96%	25,62%
01.02.18	0,96%	52,00%
14.09.17	0,99%	53,60%
12.07.17	1,04%	16,80%
23.05.17	1,04%	99,00%
14.02.17	1,05%	95,35%
06.12.16	1,07%	66,00%



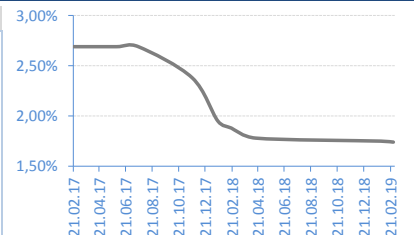
G-BONDS 3Y - EUR

Date	Rate	Realisation
23.01.19	1,25%	32,10%
20.04.18	1,20%	35,96%
28.03.18	1,24%	99,29%
02.02.18	1,29%	100,00%
21.12.17	1,49%	100,00%
20.11.17	1,75%	49,70%
21.09.17	1,85%	100,00%
21.06.17	1,87%	63,17%



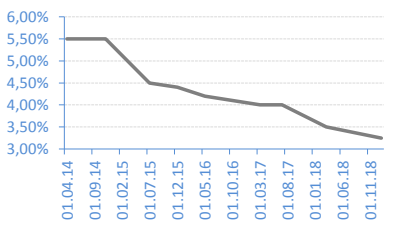
G-BONDS 5Y - EUR

Date	Rate	Realisation
27.02.19	1,74%	37,84%
29.01.19	1,75%	41,25%
16.04.18	1,78%	52,41%
19.02.18	1,88%	79,99%
19.01.18	1,95%	80,28%
21.11.17	2,38%	100,00%
20.07.17	2,69%	100,00%
31.05.17	2,69%	100,00%



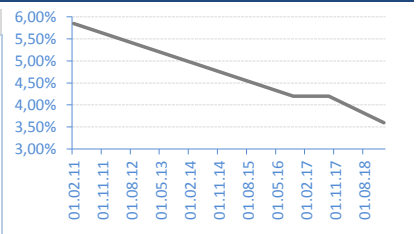
G-BONDS 10Y - EUR

Date	Rate	Realisation
16.01.19	3,25%	139,40%
26.03.18	3,50%	86,85%
13.07.17	4,00%	42,95%
15.03.17	4,00%	65,60%
25.05.16	4,20%	96,00%
04.12.15	4,40%	100,00%
28.07.15	4,50%	76,77%
19.11.14	5,50%	100,00%



G-BONDS 15Y - EUR

Date	Rate	Realisation
06.02.19	3,60%	100,00%
06.09.17	4,20%	70,13%
19.10.16	4,20%	100,00%



## AKCIJE / Shares - REGULISANO TRŽIŠTE / REGULATED MARKET

## Najtrgovanije HOV / Most Active

	Symbol	Closing price	% Change	Open	Max	Min	No of Trades	Volume	Volume RSD
NIS a.d. Novi Sad	NIIS	722	0,00%	715	723	715	61	50.148	36.218.990
Komercijalna banka a.d. Beograd	KMBN	2.516	0,44%	2.516	2.516	2.516	1	1.672	4.206.752
Aerodrom Nikola Tesla a.d. Beograd	AERO	790	10,18%	717	797	711	89	1.062	836.539
Metalac a.d. Gornji Milanovac	MTLC	2.050	0,00%	2.050	2.050	2.050	6	146	299.300
Impol Seval a.d. Sevojino	IMPL	3.000	-0,03%	3.000	3.000	3.000	1	72	216.000

## Dobitnici / Gainers

	Symbol	Closing price	% Change	Open	Max	Min	No of Trades	Volume	Volume RSD
Aerodrom Nikola Tesla a.d. Beograd	AERO	790	10,18%	717	797	711	89	1.062	836.539
Messer Tehnogas a.d. Beograd	TGAS	11.061	0,55%	11.200	11.200	11.005	2	7	77.425
Komercijalna banka a.d. Beograd	KMBN	2.516	0,44%	2.516	2.516	2.516	1	1.672	4.206.752

## Gubitnici / Decliners

	Symbol	Closing price	% Change	Open	Max	Min	No of Trades	Volume	Volume RSD
Komercijalna banka a.d. Beograd	KMBNPB	930	-0,53%	930	930	930	3	74	68.820
Impol Seval a.d. Sevojino	IMPL	3.000	-0,03%	3.000	3.000	3.000	1	72	216.000

## AKCIJE / SHARES - MTP

## Najtrgovanije HOV / Most Active

	Symbol	Closing price	% Change	Bid (Volume)	Ask (Volume)	No of Trades	Volume	Volume RSD
STUP Vrsac a.d. Vrsac	STUP	5.900	0,00%	207	36	2	36	212.400
Telefonkabl a.d. Beograd	TLKB	6.000	33,33%	29	97	4	18	108.000
Jugoelektro a.d. Beograd	JGELM	2.977	0,00%	78	31	1	31	92.287
Gosa montaza a.d. Velika Plana	GMON	1.800	0,00%	240	71	1	40	72.000
Becejska Pekara a.d. Becej	PMLI	400	0,00%	228	100	1	100	40.000

## Dobitnici / Gainers

	Symbol	Closing price	% Change	Bid (Volume)	Ask (Volume)	No of Trades	Volume	Volume RSD
Telefonkabl a.d. Beograd	TLKB	6.000	33,33%	29	97	4	18	108.000

## Gubitnici / Decliners

	Symbol	Closing price	% Change	Bid (Volume)	Ask (Volume)	No of Trades	Volume	Volume RSD
--	--------	---------------	----------	--------------	--------------	--------------	--------	------------

## Kontakti / Contacts:

## Srđan Tomašević

srđjan.tomasevic@erstebank.rs

Trgovanje / Trading

011/220 9116

## Aleksandar Zarić

aleksandar.zaric@erstebank.rs

Prodaja / Sales

011/220 9198

## Aleksandra Parčetić

aleksandra.parcetic@erstebank.rs

Brokersko poslovanje / Brokerage

011/220 9159

## Vladimir Vulević

vladimir.vulevic@erstebank.rs

Podrška i Razvoj / Support and Development

011 / 201 50 50

## Nenad Đurović

nenad.djurovic@erstebank.rs

Trgovanje / Trading

011/ 220 9115

## Dušan Stević

dusan.stevic@erstebank.rs

Prodaja / Sales

011/220 9118

## Danijela Stojanović

danijela.stojanovic@erstebank.rs

Prodaja / Sales

011/ 220 9132

## Marija Đorđević

marija.djordjevic@erstebank.rs

Brokersko poslovanje / Brokerage

011/220 9110

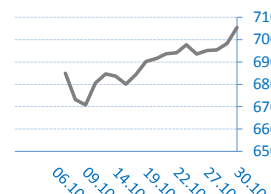
Izveštaj sačinio / Prepared by: Sektor sredstava / Treasury division

Informacije i cene iz ovog pregleda dobijene su iz izvora za koje verujemo da su pouzdani ali ne garantujemo njihovu tačnost i potpunost. Navedene informacije su važeće samo u trenutku njihovog sastavljanja a objavljuju se u ciju opšteg informisanja, pri čemu ne predstavljaju bilo kakav oblik investicionog saveta niti preporuke za investiranje niti na bilo koji način obavezuju Erste Bank ad Novi Sad u pogledu odgovornosti za štetu nastalu upotrebom informacija iz ovog pregleda.

The information and prices in this review are obtained from sources that we believe are reliable, but we do not guarantee their accuracy and completeness. The mentioned information is valid only at the time of their compilation and are published in the general information, whereby they do not represent any form of investment advice or recommendations for investing or in any way obligate Erste Bank ad Novi Sad in respect of liability for damages arising from the use of information referred to in of this review.

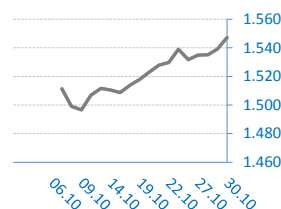
## BELEX15

Vrednost / Value	702,3
Promena / Change	-3,17
%	-0,45%



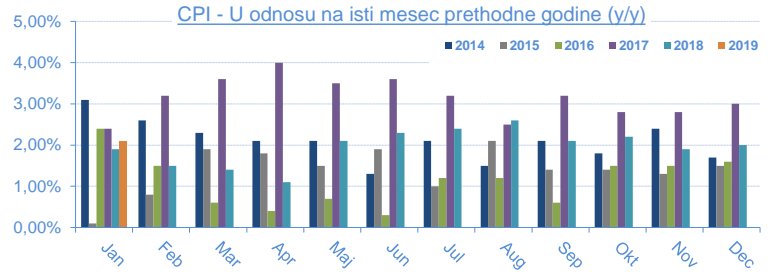
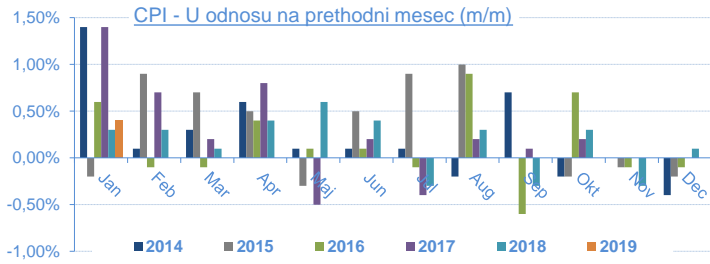
## BELEXline

Vrednost / Value	1.547,34
Promena / Change	8,04
%	0,52%



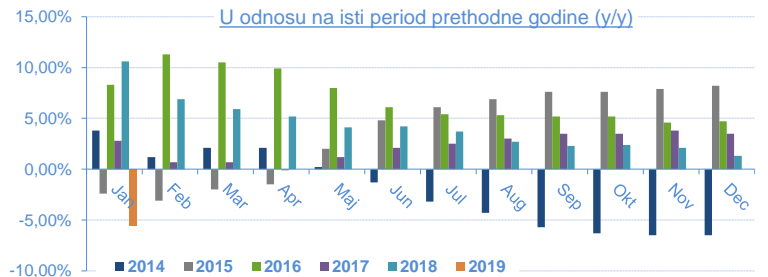
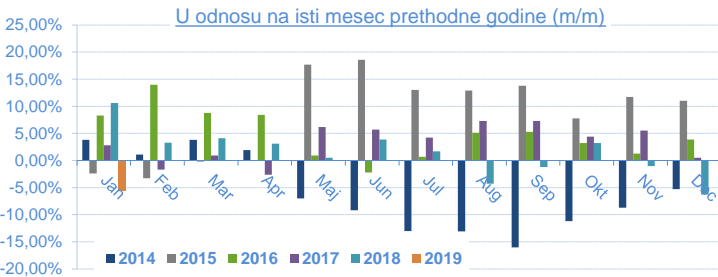
Indeks potrošačkih cena (Consumer Price Index - CPI) / 2018

	Jan	Feb	Mar	Apr	Maj	Jun	Jul	Aug	Sep	Okt	Nov	Dec
U odnosu na prethodni mesec (m/m)	0,40%											
U odnosu na isti mesec 2018. (y/y)	2,10%											
U odnosu na decembar 2018.												
Datum objavljivanja / Published date	22.02.19											



INDUSTRIJSKA PROIZVODNJA / Industrial production / 2019

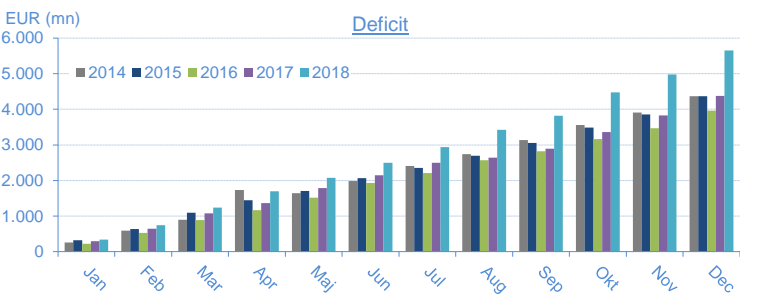
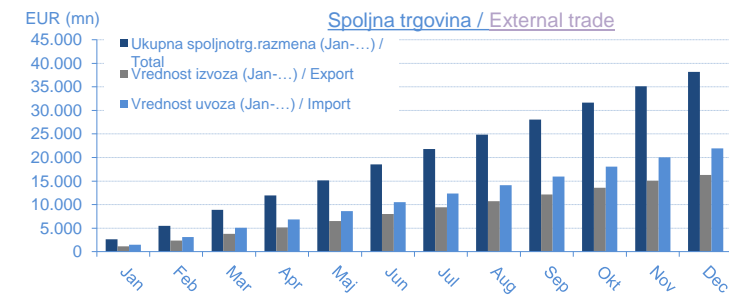
	Jan	Feb	Mar	Apr	Maj	Jun	Jul	Aug	Sep	Okt	Nov	Dec
U odnosu na isti mesec 2018 (m/m)	-5,50%											
U odnosu na isti period 2018 (jan-...) (y/y)	-5,50%											
U odnosu na prosek 2018	-12,20%											
Datum objavljivanja / Published date	28.02.19											



SPOLJNOTRGOVINSKA ROBNA RAZMENA / External Trade / 2018

\* u eur mln

Mesec/Month	Jan	Feb	Mar	Apr	Maj	Jun	Jul	Aug	Sep	Okt	Nov	Dec
Ukupna spoljnotrg.razmena (Jan-...) / Total	2.623,00	5.483,90	8.885,60	11.950,40	15.143,60	18.560,00	21.821,50	24.883,20	28.062,40	31.682,80	35.087,00	38.189,80
Promena / Yearly change	21,60%	15,50%	10,70%	10,90%	9,30%	9,90%	10,80%	11,00%	10,50%	11,30%	11,20%	10,90%
Vrednost izvoza (Jan-...) / Export	1.143,30	2.367,50	3.821,00	5.126,40	6.535,00	8.033,00	9.442,10	10.730,30	12.122,00	13.603,20	15.054,60	16.271,40
Promena / Yearly change	21,60%	13,80%	8,70%	7,50%	7,10%	7,60%	8,50%	8,50%	7,74%	8,30%	8,60%	8,10%
Vrednost uvoza (Jan-...) / Import	1.479,70	3.116,40	5.064,60	6.824,00	8.608,60	10.527,00	12.379,40	14.152,90	15.940,40	18.079,60	20.032,40	21.918,40
Promena / Yearly change	21,60%	16,80%	12,30%	13,50%	11,10%	11,70%	12,70%	13,00%	12,80%	13,70%	13,00%	13,00%
Deficit (jan-...)	336,40	748,90	1.243,60	1.697,60	2.073,60	2.494,00	2.937,30	3.422,60	3.818,40	4.476,40	4.977,70	5.647,00
Promena / Yearly change	21,80%	27,70%	25,40%	36,20%	26,20%	28,50%	30,00%	30,00%	32,50%	33,90%	30,70%	30,00%
Pokrivенost uvoza izvozom (Export/Import ratio)	77,30%	76,00%	75,40%	75,10%	75,90%	76,30%	76,20%	75,80%	76,0%	75,3%	75,2%	74,3%
Datum objavljivanja / Published date	12.03.18	30.03.18	30.04.18	31.05.18	29.06.18	31.07.18	31.08.18	28.09.18	31.10.18	30.11.18	28.12.18	31.01.19



BUDŽETSKI DEFICIT / Budget balance

\* u rsd mln

Budžetski balans u 2018.	32.183,97
January 2019	23.620,61
February 2019	
March 2019	
April 2019	
May 2019	
June 2019	
July 2019	
August 2019	
September 2019	
October 2019	
November 2019	
December 2019	
Budžetski deficit u 2019. / Total 2019	23.620,61
Planirani deficit u 2019. / Planned	-3.344,12
Ostvarenje plana / Realisation	
Datum ažuriranja / Published date	07.03.19

